



Top Selling Veterinary  
Digital Imaging Equipment,  
Service...Supplies...Accessories



Volume XXXIV

A large, orange, tilted oval with the word "FREE!" in bold black capital letters.



# Table of Contents 2

DR Flat Panels	pg. 5-9
CR Systems	pg. 10
Stationary X-Ray	pg. 11
Portable X-Ray	pg. 12
Digital Dental	pg. 13-14
Ultrasounds	pg. 15-17
Fluoroscopy / Shock Wave	pg. 18
Used Equipment	pg. 19-20
X-Ray Room Accessories	pg. 21
Versa-View Tables/Accessories	pg. 23-24
Aprons	pg. 26
Gloves	pg. 27
Collars, Headware, Gonadal	pg. 28
Glasses, Face Shields	pg. 29
Apron/Gloves Racks	pg. 30
Positioning Aids	pg. 31-33
Signs	pg. 34
X-Ray Markers	pg. 35-36
Dark Room / Film	pg. 37
Chemicals	pg. 38
Cassettes	pg. 39
Screens	pg. 40
CR Plates	pg. 41

## Choose the Appropriate System

### CR, DR CCD, DR Flat Panel



Purchasing a digital radiography system can be a daunting task. Considerations such as service and support, detector technology, image quality, software functionality, PACS, DICOM, backup and practice management integration are topics that must be considered at some point in your digital modality purchase.

The digital imaging modality you choose will be based on how these 10 factors will affect your practice and how much weight or value you place on each one.

- 1). Practice type
- 2). Cost vs. value
- 3). Image quality
- 4). Service contract costs
- 5). Longevity of the system
- 6). Is an X-ray machine also needed to be purchased?
- 7). Service record of equipment provider
- 8). Digital imaging expertise of equipment provider in veterinary medicine
- 9). Software integration, Dicom, Pacs capable, support costs with internet support
- 10). Warranties

<u>Modality</u>	<u>Cost</u>	<u>Image Quality</u>	<u>Maintenance</u>	<u>Speed</u>
CR	\$	Good	Yearly	Slow
CCD	\$\$	Better	Some	Medium
DR	\$\$\$	Best	None	Fast



# All-in-One System Packages

4

Make your system truly complete with an All-in-One digital x-ray package. These packages come with DIS exclusive Versa-View radiology accessory equipment and the most powerful, light-weight portable x-ray units. NOW FDA APPROVED!

All-in-One Mobile  
X-Ray Examination  
Table w/Ultrastand

VV300 *see page 24*

Mobile X-Ray  
Examination Table

VV200 *see page 24*

ULTRA 12040Hf Portable X-Ray Unit  
*see page 12*

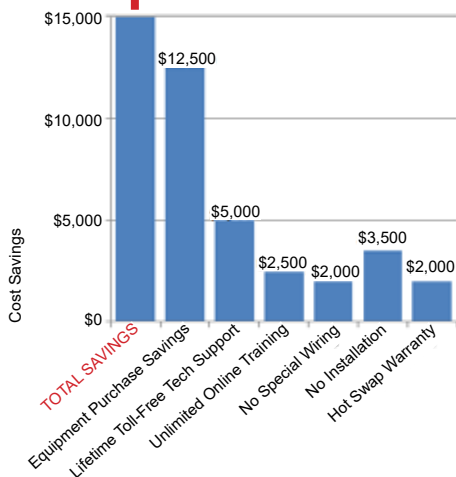
Optional  
Laptop/Monitor Arm

Optional  
Apron/Glove Rack

Optional  
16" Flip Down  
Extension



\$27,500



Easy one pin table dock & removal of Ultrastand & x-ray unit for quick small and large animal in facility and field use.



Versa-View Ultrastand

VVUS (included with VV300)

*see page 24*

This mobile system package will save you up to \$12,500 in equipment cost when compared to the same imaging unit purchased in a Stationary X-ray table. Additional \$15,000 in Cost Savings from -

\* Hot Swap Warranty \* Ready to use no installation cost \* No special wiring

\* Unlimited on-line training \* Lifetime toll-free tech product support

ph: 1.800.346.9729 | sales@vetxray.com | www.XrayCatalog.com

# 5 DR Flat Panel Systems Wireless DR Flat Panels



## DRwizard2.0

### 14" x 17" Wireless CsI Flat Panel DR System

- Excellent image quality using direct deposited CsI
- Ultimate image sharpness
- Wireless lightweight 14"x17" detector
- 5 year hardware and software warranty (Next Business Day Hot Swap)
- Pixel Pitch – 140 µm



#### Workstation Hardware:


- Precision grade Dell Windows 7 or newer , 17 processor, 8GB of RAM. Hard drive 1 TB
- AccuVue Cloud PACS Software – The application that sends DICOM images from the customer's AccuVueCloud storage.
- Send/transmit DICOM images to AccuVueCloud securely with SSL 128 bit encryption
- AccuVueCloud Storage Service – A secure and hassle free offsite storage
- Redundant and load balance archive
- Located in a Tier 3 Data Center
- View & Store General Radiographs
- Specialty Annotation Tools
- AccuVueCloud Viewer – viewer to support any mobile device such as an, iPad, iPhone, Android, etc. for handy image review with unlimited user licenses.

ULTRA 12040Hf  
portable x-ray unit  
5-year Hot Swap Warranty  
see page 12

Foundation Cloud Pricing: \$99/mo. ( 1st year at No Charge ) billed in 6mo. Intervals after 1st year

#### Hospital Grade Veterinary Software

- Modern graphical user interface (GUI)
- Smooth Workflow
- Diagnostic Tools: Zoom, Rotate, ROI selection, Measure, Angles, Customized Tool bar, Multi-image Display, Pan Window Level/Window Width, Text,
- Integrated software for automatic image optimization Wizard
- Professional, adaptable image processing for each individual examination to obtain best possible image settings for the needs of each customer
- Image Export (JPG, TIF, DCM, BMP,
- DICOM Send/Store (Multi-Destination)
- DICOM Patient CD, Modality Worklist,
- Email Images



Optional  
panel protector



Lithium Ion Batteries and Charger

- Easy to handle with a battery knob design
- Battery check button and LED indicator





# DR Flat Panel Systems

## Wireless DR Flat Panels

6

# DRwiz<sup>ard</sup> 2.0

10" x 12" Wireless DR Flat Panel System

- Excellent image quality using direct deposited Cesium Iodide
- 5 year hardware and software warranty
- Wireless lightweight 10" x 12" detector panel is very mobile and portable
- Complete mobile Digital DR X-Ray System available
- 6.1 Lines per MM
- Pixel Pitch – 76  $\mu$ m



ULTRA 9030Hf  
portable x-ray unit  
5-year Hot Swap Warranty  
*see page 12*



### Better DQE performance in higher spacial frequencies

With its direct deposited columnar structured CsI + TFT provides outstanding high quality images with high DQE.

\*DQE measurement condition : RQA-5 (typical 2.6 uGy)

### High sharpness images by direct deposited CsI

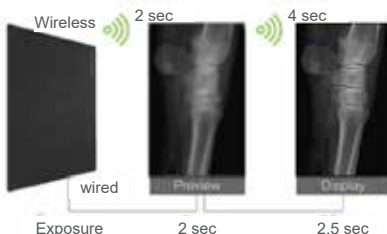
Direct deposited CsI can provide clearer images at lowest dispersion compared to a conventional CsI and GOS scintillator.

### Lossless AED

Lossless AED innovatively improved the reliability of sensitivity through operating scheme optimization.

### Faster image display

Second to none in image preview and display time.



# 7 DR Flat Panel Systems Wireless DR Flat Panels



## DRwizard

14" x 17" Wireless Csl Flat Panel DR System

- Latest True DR Csl Scintillator Technology
- Excellent Image Quality
- 14" x 17" Actual Cassette-Sized Detector Panel
- Easy to Operate
- State-of-the-Art Opal Rad Software with DICOM Viewer
- Industry Leading 5 Year Hardware, 5 Year Software Warranty



ULTRA 12040Hf  
portable x-ray unit  
5-year Hot Swap Warranty  
*see page 12*



Easily Retro-fit into  
your existing table

- No Pin Connection-Magnetically Coupled Power Source (Pull the cord and it detaches from panel without pulling the panel to the ground, preventing damage)
- Automatic X-Ray Dose Recognition
- Low dose required (Less radiation exposure for patient and staff)
- Automatic X-Ray Exposure Detection (No connection to generator necessary)
- Full System Package (Comes complete with panel, computer and software)
- State-of-the-Art Software (Easily capture, review and manipulate images for a thorough and accurate examination)

Powered by medical imaging's fastest distribution engine and open Web-based technologies, Opal-RAD will change the way you think about taking x-rays. Available with a feature-rich, scalable and flexible picture archiving and communication system (PACS), and Patient Worklist integration.





# DR Flat Panel Systems

## Wireless DR Flat Panels

8



### 14" x 17" Wireless Gadox Flat Panel DR System

The Ultimate in Affordability, Portability,  
Flexibility, & Superior Image Quality



#### Specifications:

Purpose: General Radiography  
Detector Type: Flat Panel Detector  
Scintillator: Gadox  
Detecting Area: 14"x17"  
Pixel Active Area: 5200x2800  
Pixels: 6.7 million pixels  
Active Array: 2400x2880  
Active Area: 360x432mm

#### Dimensions:

Detector: 491x480x15mm (14x17")  
Weight: 8.6LBS/3.8KG  
X-ray Converter: Csi:Tl  
A/D Convert: 14bits  
Voltage: AC 100~240V±10% (50/60Hz)  
Operation Environment: 5-35°C 20-75% RH (Non-Condensing)  
Acquisition: DICOM Store – Interface to DICOM storage servers

*The Power*  
*The Price*  
*It's Magical*

The **Magician DR Flat Panel** is a unique **Low Cost Wireless Digital Radiography** solution. It is Easy to Operate and is 14"x17" Actual Cassette-Sized so it can be used in existing X-ray equipment without modification to the bucky tray. In addition, the system comes complete with laptop, State-of-the-Art Opal Rad Software with DICOM Viewer, and a **3 year hardware and software warranty**.

The Magician 14"x17" wireless flat panel detector offers a new level of versatility and immediate diagnosis in the X-ray room and beyond. Thin, lightweight and robust, this wireless detector offers true portability and flexibility. Magician is the ideal portable solution for a faster, more streamlined approach to direct, high-quality digital radiography. The Magician has a built-in Access Point (AP) which enables images to be sent directly to a Wi-Fi enabled PC or laptop in seconds.

# 9 DR Flat Panel Systems

## Tethered DR Flat Panels



# DR4300C

### Specifications:

Purpose: General Radiography  
Detector Type: Flat Panel Detector  
Detecting Area: 17"x17"  
Pixel Active Area: 3072x3072  
Pixel Pitch: 139µm  
Pixel Size: 139x139µm  
Pixels: 6.7 million pixels  
Active Array: 2400x2880  
Active Area: 42.7cm x 42.7cm


### Dimensions:

Detector: 482x482x35mm/5.7kg  
Control Box: (PCI, PCI-e type)  
269x280x50mm/2.3kg  
Ethernet type)  
269x280x50mm/2.3kg



The DR-4300C Digital X-Ray DR Flat Panel System is a Complete Digital Radiographic Imaging System. It produces quality radiographic images of small and large patients in the clinic. One of the most feature packed, highest detail, self-contained digital imaging systems. This easy to use system provides the Security of Investment you deserve, Quality you can depend on, and Value saving time and money.

This is the most extraordinary advancement in digital radiography, engineered for the most demanding practitioners with incomparable ease of use. Diagnostic quality images in just seconds. The DR-4300C Smart Flat Panel frees your staff from the darkroom and is designed to operate in any room. It simplifies your entire imaging process: acquisition, diagnosis, storage, transfer and maintenance. Now, you and your patients can benefit from all the advantages of the most popular type of digital imaging system available.



Easily Retro-fit into your existing table

DIS can easily modify your existing stationary system to accommodate the DR-4300C 17x17 flat panel.



# Computed Radiography Automatic CR System

10

## MCRPLUS VET

### Specifications:

IP per Hour: 60  
Cassette sizes: 14x17 / 10x12  
Selectable Sampling Pitch: 100µm  
A to D Conversion: 16 bit  
Image Data: 14 bit  
Active Image Area: 14x17  
Pixel Matrix: 3560 x 4275  
Dimensions (H x W x D) 5" x 17" x 31"  
Weight: 66 lbs  
File Formats: DICOM, BMP, JPG

Simple One-Page "Touch Screen" Design  
Exposure Index  
Full DICOM Featurization  
Grid Suppression  
Right or Left Handed Adaptation  
ANALYTICA™ Image Processing  
Extensive Reprocessing Tools  
Automatic and Manual "Stitching"

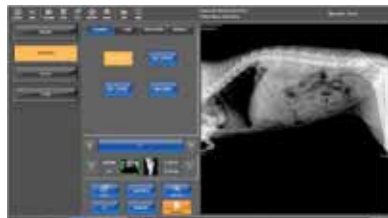


### A NEW CATEGORY OF COMPUTED RADIOGRAPHY

Benefit from a no-compromise image quality, Computed Radiography System, that is durable enough for the rigors of everyday patient care at a price that even single physician practices can easily afford.

### ANALYTICA IMAGE PROCESSING

The difference between capturing the data...and seeing it.



# 11 Stationary X-Ray

## Compact Stationary X-Ray Exam Tables



Specifications:

### X-Ray Generator

- Monoblock
- Max Power 30 kW  
(300 mA - 100 kV - 100 mS)
- Max Voltage 99 kV - 125 kV
- Max Power Supply 400 mA
- Frequency ripple 40 KHZ
- Ripple 1%
- Monoblock heat capacity  
825 kJ - 1103 KHU

### X-Ray Tube Assembly

- X-ray tube with rotating anode  
3000 rpm
- Focal spot 0,6-1,3 mm
- Anode angle 15°
- Heat capacity 80kJ - 107 KHU
- Continuous thermal dissipation  
max anode 300 W

### Collimator

- Multilayer
- Variable field from 0x0 to  
43x43 cm, 100 cm DDF
- High intensity halogen  
lamp 160 lux at 100 cm
- Lamp timer at 30s

### Power Supply

- Standard Voltage  
230/240 V  $\pm$  10%
- 50-60 Hz
- Line resistency 0,4  $\Omega$
- Power consumption < 1A

### Safety and Protection

- Filament current safety  
and automatic control
- Overcurrent and  
overvoltage protection  
(kV e mA)
- X-ray tube load protection
- Reporting errors or  
malfunction

### Philosophy HF 400



Patient dosage  
exposure control  
15" color display

- 100 programmed anatomical parts,  
reprogrammable by the operator
- 19 different patient weights
- 4 reinforcement pattern speed
- USB port for software updates



Head rotation  $\pm$  90°  
(optional)



### Examiner Table Top

For use with any  
Portable X-Ray Unit

- Low 120VAC power on any normal outlet at  
400mA 120kVp
- System already calibrated before being  
shipped to client
- Easy installation with minimal mechanical  
knowledge
- 4-way table top with no mechanical vibration



Removable  
X-ray Grid



X-ray steel  
plate cassette



Cleat rope ties  
(optional)



# Portable X-Ray

## High-Frequency Portable X-Ray Units

12

### ULTRA 9030Hf Portable X-Ray Unit



The most powerful x-ray unit in its class featuring 82-103vAc operation at as little as 5 amps current supply, specifically designed for veterinary equine use.

- Only 16 lbs!
- Stifles in less than .05 seconds.
- 90kV/30mA
- 1kV steps @ 40-90kV
- Dual Laser Pointers
- 10.5"L x 6"W x 6.75"H
- Hot Swap Warranty

### ULTRA 12040Hf Portable X-Ray Unit



The most compact sized, lightest, highest powered, 120kV ultra light, highly efficient portable x-ray unit designed especially for the Veterinary practitioner.

- Only 25 lbs!
- Routine radiographs in less than .05 seconds.
- 120kV/40mA
- 1kV steps, 100mAs / 40-120kV
- Dual Laser Pointers
- 13"L x 9.5"W x 8"H
- Hot Swap Warranty

### PXM-40BT Hybrid Battery Powered Portable X-Ray Unit



Utilizing revolutionary micro technology and a powerful Lithium-Ion Battery, the PXM-BT portables deliver the power up to 3000 mAs without recharging the battery.

- 30.9 lbs
- Inverter Output (KW): 2.4KW, 30mA@80kV
- kV Range: 40-100kV, 1kV increment
- mA Range: 16 to 35mA, Variable
- mAs Range: 4-100 mAs, 35 selections
- Net Weight: 30.9 lbs
- Size: 14"x9"x8"

### Vet 20-BT Hybrid Battery Powered Portable X-Ray Unit



The lightest, most compact hybrid battery powered generator and the most advanced portable X-ray unit in the radiology market today.

- 15 lbs
- Hybrid Battery Power : Lithium-Ion Battery
- Max. Output : 1600 watt
- 20mA / 90 kV, Generator
- Battery Capacity: 300 exp. @ Full charge
- Free maintenance of battery
- Dual laser pointer & collimator

# 13 Dental X-Ray Systems X-Ray Generators



## Aribex Nomad Pro 2 Handheld Digital Dental X-Ray Generator



Aribex Nomad Pro 2 Digital Dental X-Ray generator has the speed, convenience, and quality that will change and improve the way you practice veterinary medicine.

- Only 5.5 lbs!
- Cordless design goes anywhere
- Excellent for dental, small animal, exotics, equine.
- Economical: No installation, renovation, or re-wiring, no sacrificing cabinetry or shelves
- Easy Use: No heavy arms to manipulate.

## XZeal Z70 Wizard Dental X-Ray Veterinary Unit



Provides clear radiographs with reduced times of exposure all with value pricing. The tube head is 70 kVp and 8 mA - Greater power than most of the competition.

- Power input ~(VAC) 120 or 230 VAC
- Nominal current 9 A - 4.5 A
- Maximum power 900 Watts
- Tube voltage 70 kVp ( $\pm 10\%$ )
- Tube current 8mA
- Total filtration  $\geq 1.5$  mm Al/Equiv.
- Exposure time 0.06 to 2.50 s

## ImageVet 4G Dental X-Ray Unit



The Image-Vet® 4G sets the standard for veterinary dental radiography. It's the perfect choice for seamless integration with EVA-Vet Digital Dental Sensors.

- Smooth, stable, ergonomic design
- Compatible with all digital dental imaging systems
- Wall-mounted, ceiling-mounted, or on a mobile stand
- Fully-maneuverable tubehead easily positioned and stable for all procedures

## ImageVet DC Dental X-Ray Unit



Featuring intuitive, easy to use veterinary specific software, Image-Vet DC Digital Dental X-Ray System sets the standard for veterinary dental radiography.

- Wireless remote can take exposures at a distance
- Appropriate selections of kV and mA are automatically determined by tooth selection and patient size
- Lightweight DC tube head and 12" internal collimation provide stable positioning and x-rays



# Dental X-Ray Systems Capture Devices

14

## Eva Vet Digital Dental X-Ray Sensors



EVA Vet, the market-leading filmless digital dental radiography system that produces high resolution, diagnostic quality images. Using patented Active CMOS technology, EVA Vet Digital Dental X-Ray sensors produce high efficiency, low noise images that are digitized and transmitted to any computer via standard USB port..

- Robust design made to withstand the rigors of the veterinary environment
- DICOM options
- Superior Image Quality and Clarity
- Cost Savings (no more Film, Mounts, Chemistry, Time, Floor Space, Maintenance, Filing)
- Fast ROI
- Environmentally Friendly (no film or chemicals)

## Vet-Dent PSP Scanner



Tiny enough to fit into the most crowded dental operatories for handy chairside use, yet robust enough to be placed in a central location for use by the entire office.

- Reusable plates can be reused thousands of times to maximize your investment
- Sturdy design is whisper quiet and vibration free
- Bright LED lights guide users every step of the way
- Two year warranty adds peace of mind to your investment

## SuperVista Intraoral Camera



Take dental diagnostics to the next level with ImageWorks Veterinary's SuperVista intraoral camera with superior image quality!

- High Speed USB 2.0
- 1.3 Mega-pixels
- Focus Range: 5 - 20 mm
- Fixed Focus
- Double Capture Button
- No Capture Card Required
- 6 LED Lights for Optimum Illumination
- Integrates with most software



## **UProbe-3N/5C** **Wireless Ultrasound Scanner**

Available with 3.5 MHz Convex Probe or 10 MHz Linear Probe



The 3N – High Frequency Liner U Probe works well for close to the surface tendons and small animal pregnancy with penetration of up to 80 mm. The 5C – Lower Frequency Convex U Probe will work best for abdominal organs such as liver, kidney, and heart with a penetration depth from 100 mm to 200 mm. The Wireless U Probe Ultrasound Scanner can be conveniently used in surgery and the problem of sterilization can be easily solved by using a disposable protective cover.

### Features:

- 18 Month Warranty
- Built-in rechargeable and replaceable battery with 6 to 8 hours of battery life
- Advanced digital imaging technology
- Images Stored in Photo Gallery
- Comes with handy carrying case that attaches to your belt
- Measure: distance, area, obstetrics, and other

### Specifications:

- Scanning System: electronic array sweep
- Penetration Depth – 80 mm to 200 mm
- Screen – Smart Phone or Tablet
- Supporting System: Apple Mac OS X, Android and Windows
- Display Mode: B, BM
- Image Gray Scale: 256 level
- Pseudo Color: 8 kinds
- Power: by built-in battery
- Power Consumption: 10W(unfreeze) 4W (freeze)
- Dimensions – 180 mm x 60 mm x 60 mm
- Weight: 308 grams

**NEW!**  
**5C Color**  
**Doppler Probe**  
**Now Available**



## Sonoscape A6V



A professional, elegant, and compact design digital portable ultrasound system. The A6V is an ultra light LCD model weighing only 13 pounds. This easy to use ultrasound system's image modes include tissue harmonic imaging, B, B+B, B+M, M, 4B. With its adjustable 5 frequency selections for each probe provides working frequency from 2.0 MHz to 12.0 MHz (probe depending).

- Built-in Linux system
- Full digital beam former
- High resolution 12" industrial-grade COLOR LCD
- The back-lit operator panel

## iu Star 100 Vet B/W



Elegant design, lightweight, portable black and white scanner ideal for Bovine, Equine, small animal or mixed practice. The dedicated veterinary user interface offers quick and precise imaging, diagnosing and printing at an affordable price.

- 15" High Resolution LED Monitor
- 3 Active Probe Connectors
- Built-in Battery (2 hours)
- Ultra-Portable (only 4.5kg)
- Thumbnail Image Display
- iuScan™ Quick Image Optimization

## iu Star 100 Vet Color Doppler



An ideal scanner for the small animal or mixed vet who wants to move up to a scanner with excellent image quality and Doppler capability. The imaging engine delivers uncompromising image quality in a compact package.

- Ultra-Compact
- Full digital beam former
- Harmonic imaging
- Built-in lithium battery(re-chargeable by car)
- Water-proof cover for the keyboard (optional)





## Portable Fluoroscope



- Image size: 75mm
- Objective thickness: 350mm
- Resolution >4LP/mm
- Screen brightness: >40cd/m2
- X-ray tube voltage: 50-90 KV
- X-ray tube current: 0.25-0.5 mA
- X-ray emission: >7.5mR/h
- Net weight: 6.1 Kg
- Power consumption 100 W
- Power requirement: 110/220 V, 50/60 Hz
- Battery option available.

The New Hand-Held Portable Fluoroscopy is light weight, sturdy, safe and offers flexible and continual operation. Get real time X-ray results with just a click of its trigger button. Uses a low power micro-current X-ray tube so the subjects receive lowest radiation dose possible. Includes a protective lead shield so the leakage of X-ray dose to the operator is minimized when in use. Optional video camera and monitor let you see your subject remotely. Unit can be run off of its optional internal rechargeable batteries or AC power line. It's application includes Veterinary Clinic's, Hospital's, and Laboratory's. Normal and emergency Radiography, foreign body extraction, limb joint flexion, extremities evaluation, fracture diagnosis for injured small animals indoors and outdoors.

## Portable Shock Wave Therapy



The Vetron-300 ESWT unit has the most advanced features of any Extracorporeal Shockwave Therapy unit. This new unit is expanding the current limits of Shockwave treatment today and for years to come. The VETRON-300's unique combination of state-of-the-art Shockwave generation technique capabilities combined with it's advanced features, will provide your facility the ability to offer the most versatile, therapeutic treatments, over the entire spectrum of Shockwave treatment range, all with a single portable unit. The Vetron-300 ESWT has many desirable features. Large LCD control panel with selection/display and field replaceable electrodes. Higher powered, focusable, increases the depth and width of your current therapeutic treatment capabilities while increasing your profits, easy to use, state-of-the-art, fully adjustable, focused unit will treat with decreased healing time of many hard to heal chronic conditions.

## 19 Used / Refurbished Equipment



Used Equipment - affordable imaging systems. We invite you to browse through our selection of x-ray and imaging equipment and supplies on our website. We strive to maintain excellence in quality and service as we know what it means to provide the best in quality medical imaging systems and products.

All of our used imaging and x-ray equipment is inspected tested and meets or exceeds all technical specification requirements unless otherwise stated. You will find our selection and pricing to be the best in the industry not to mention our superior service!

DIS also accepts trade-ins for new equipment sales. Take the opportunity to trade your old film or digital system for a state-of-the art solution. Ask one of our sales associates for more information



- Portable X-Ray Units
- Stationary X-Ray Machines
- DR and CR Systems
- Film Processors

All makes and models  
90-day equipment warranty



Visit [www.VetXray.com](http://www.VetXray.com) for inventory and information on our Used Equipment Sales.

ph: 1.800.346.9729 | [sales@vetxray.com](mailto:sales@vetxray.com) | [www.XrayCatalog.com](http://www.XrayCatalog.com)



## Used / Refurbished Equipment Examples

20

### AllPro ScanX Trek - Used



- Dimensions (H x W x D): 14" x 15.5" x 18" / 36 cm x 39 cm x 46 cm
- Weight: 44 lbs. / 20 kg  
with battery: 46 lbs. / 21 kg
- Electrical: 110 – 240 VAC, 50 – 60 Hz
- Resolution: up to 7 LP/mm (50 µm)
- Plate sizes: all standard sizes through 14" x 17"
- PC connection: USB connection

**DIS provides a complete Scanx CR scanner repairs and calibration**

The Trek is a dependable, durable, rugged, compact and affordable digital system for equine use and is available with a soft or hard case for easy mobile transport. It processes plate sizes 14×17, 10×12 and 8×10 along with smaller custom size intraoral dental plates if needed. It is easy to learn and operate and is very low maintenance. It produces detail-rich, diagnostic quality digital images in just seconds using reusable phosphor storage plates (PSPs). Expose the PSP with your existing portable X-ray machine – if your existing X-ray machine works with your film/cassette plates it will work with PSP plates saving you the investment of a new x-ray machine. Imaging plates are erased in a continuous cycle by the patented in-line erase feature.

### Reconditioned AGFA CP1000



Ideally suited for veterinary facilities. Delivers high quality radiographs in only 125 seconds. Fast, 7 minute warm-up time. Easy to operate and install. Light-tight feed tray cover is standard. No plumbing hookup is required. Unit has an infra-red dryer which requires no venting. Quiet operation, convenient 1.3 gallon (5 Liter) replenisher bottles, allows smaller .65 gallon (2.5 Liter) mixes keeping chemicals fresh and are easy to use.



Our factory trained technicians understand medical imaging and provide precise digital imaging system service, allows the most accurate diagnosis and prompt repair, no matter what the location.

Our Toll-Free Technical Support provides solutions to technical problems and imaging questions. Our products come with a life-time of technical support.



DIS provides free technique charts, quality assurance guidelines, EPA requirements, processing procedures, x-ray and darkroom design layouts for all our valued customers.

## Our difference

Extend the life of your Veterinary equipment with Diagnostic Imaging Systems' Equipment Repair Services:

- 5-Day Turnaround Goal
- 90-Day Bumper-to-Bumper Part and Labor Warranty\*
- Shipping and Packaging Services available
- Trade-in values offered on case-by-case basis

## Services Offered

- Free over the phone tech support.
- Portable X-ray calibration and repair.
- We also repair stationary x-ray machines and film processors.
- CR system repair and help over the phone.
- Preventive maintenance on film processors and x-ray machines.
- Any other radiology related service just ask.



\*The DIS Service Department warranties its workmanship and labor for 90 days on machines that are no longer covered by the Manufacturer's Warranty. Warranty is only for service work on each service event that was done on the equipment, not for new problems that may pop up. If problem is deemed to be the same as the previous service event then labor and parts will be covered. Shipping costs each way will not be covered under Manufacturer's Warranty. Shipping costs for non-warranty items will not be covered both ways.



# X-Ray Room Accessories 22

## Cassette Holder w/ split half blocker

10x12 \$350 / 14x17 \$425



With this new Cassette blocker holder, you will be able to take multiple radiographs (two on one) on a single film or CR Plate. Inside this heavy duty protective casing is a lead sliding blocker, allowing you to only use half of the film or plate at a time.

## Imaging Plate Covers for CR / DR

Box of 100 \$59 / Case of 500 \$268



Keep your cassettes clean and dry from exposure to bodily fluids, solutions, plaster, etc. Easy-to-use, disposable sandwich bag style folding flap. Available in multiple sizes.

- 2mil polyethylene is transparent to x-ray
- Prevents cross-contamination

## DR Panel Wall Holder

Large \$275 / Small \$250



Keep your DR Panels or cassettes within reach and safely out of harms way with the new DR Panel Wall Holders exclusively from DIS.

- Large: Outside - 21"Wx15"Hx6.5"D;  
Inside - 18.25"W
- Small: Outside - 16"Wx10"Hx6"D;  
Inside - 13.25"W

## Adjustable Cassette Holder

CH35 \$182



This portable cassette holder is indispensable for holding cassettes and grid cassettes in routine cross-table work.

## X-ray Scaling Identification Device

XSID \$195



The X-ray Scaling Identification Device is a must for every x-ray suite and is compatible with any acquisition software.

It attaches with a 3" suction Cup device to any flat table top. For any none flat top table an easy to use flat Plexiglas adaptor is available.

## Deluxe Heavy Duty Caliper 0-50cm

XRC-40 \$57



Bold, easy to read black embossed caliper scale is calibrated in both inches and centimeters.

Sturdy 3/16" aluminum construction provides strength needed to withstand frequent use and hard wear.



### Cassette Holder

CH \$399



This cassette holder is lightweight and protects your cassettes or 14x17 size DR panels and cassettes. Easily position with the two handles or utilize with the Versa-View Tomahawk.

### 8x10 Cassette Tunnel

CT810 \$270



The Flexor and Skyline view is easy with this 8"x10" cassette tunnel, plus the tunnel protects your delicate cassettes and the grid channel protects your grid. Lightweight shatter proof Polycarbonate top with solid oak frame. 10"x12" and 14"x17" sizes also available.

### Navicator

NAV-100 \$695



Consistent positioning and repeatable views are important for good diagnostic radiographs of the equine foot. The Versa-View Navicator has a rotating foot block with integral tilting cassette holder providing discrete indexing swivel adjustments for oblique, lateral, and ventrodorsal views of foot prone or tilted.

### Tomahawk Cassette-Holder

VV-500 \$315



A sturdy lightweight piece of equipment that allows for omni-directional cassette positioning at various distances and angles, but also keeps the person holding it out of the harmful x-ray beam and away from danger.

### Foot Positioning Blocks

FB200C \$135



The lightweight shatter resistant polycarbonate and wood construction naturally absorbs radiation, unlike metals or plastics, greatly reducing x-ray scatter.



### Mobile X-Ray Barrier

MB \$995 + \$450 shipping



This attractive mobile x-ray barrier shield provides full-body protection for the operator. Easy mobility of this 73"x30" barrier panel is provided by smooth rolling multi-directional locking casters.



# Radiology Accessory Equipment

## DIS Exclusive Versa-View

24

### All-in-One Mobile X-Ray Examination Table w/Ultrastand

VV300 \$3,200

The first integrated mobile veterinary x-ray examination system to provide x-ray capabilities with its easily dockable and removable Ultrastand in examination rooms, surgery suites, and in the field, with easy and accurate positioning ensuring consistent, quality results.

### Mobile X-Ray Examination Table

VV200 \$2,800

Table Only.

Optional Laptop/Monitor Arm

Optional Apron/Glove Rack

Optional 16" Flip Down Extension

**VV100 Feline Table**  
Only 40" Long!

Shown with handle bars for quick easy positioning and x-ray removal  
Table size: 56", 48" or 40" L x 24" W x 30" H, 250 lb. capacity  
Urine Trap Table Top Track Design

Table Shelf: 54" L x 23" W holds your accessories  
Easily removable portable x-ray unit mounting system  
Cassette cabinet with horizontal travel  
Adjustable discrete vertical SID 26" - 36"  
Tie-Down Rails for patient positioning and restraint  
Grid Ready with 18" x 18" slotted track  
Travel movements of x-ray beam

\* Horizontal with Simultaneous Cassette Cabinet

\* Transverse \* Oblique \* Rotation \* Vertical \* Lateral \* Angulation

Easy one pin table dock & removal of Ultrastand & x-ray unit for quick small and large animal in facility and field use.

Vertical Post Extensions  
25", 17", 8.5"  
\$175/each

### Versa-View Ultrastand

VVUS \$995 (included with VV300)

The Versa-View Ultra Stand mono-pod portable x-ray unit positioning aid. Versatile, convenient, stable, and compact design, provides quick and easy mobilization in the field or at your facility. With the new Ultra Stand there is no need to hand hold your X-ray unit in the field or over a table. This reduces exposure to you and your staff decreasing scatter radiation exposure and prevents motion which increases film detail.

#### Advanced Features / Benefits:

- Ultra-light: weighs only 20 pounds with locking casters
- Ultra-compact
- Ultra-accurate: trigger release of vertical 1" movements
- Ultra-fast: Setup and placement in minutes
- Ultra-versatile: supports most x-ray units up to 55 lbs
- Ultra-easy: Provides more views in less time
- Ultra-safe: reduces operator scatter radiation exposure
- Ultra-stable: Holds x-ray unit motionless for the best detail
- Ultra-range: X-ray beam positioned from ground level to 60" above. Focal spot is 16" from vertical support



The diagnostic use of x-ray, if done without regard to proper radiation safety practices, has the potential to cause significant harmful biological effects.

The major harmful effects: are to induce fetal cancer, produce genetic effects passed on to children, and to cause developmental defects in the fetus that is irradiated in utero.

## **Diagnostic Imaging Systems offers THREE TYPES OF PROTECTION for most garments you may purchase.**

- **Regular Lead** (most economical choice)
- **Light-Weight Lead** (more expensive than Regular Lead, but about 22% lighter in weight)
- **LMG Lead-Free** (42%-45% lighter than Regular Lead, among the lightest materials available)
  - **Lead on weight** (over 43% lighter than regular lead)
  - **Mean on protection** (offers the same Pb equivalency as lead)
  - **Green on the environment** (lead-free means eco-friendly)

**There are many more products available. If you don't see what you're looking for, need pricing, or want to place an order, give us a call at 1-800-346-9729 or go online to [XrayCatalog.com](http://XrayCatalog.com).**

Major sources of radiation exposure in the veterinary workplace are the primary x-ray beam, the scatter radiation from the patients, and leakage radiation from the x-ray tube itself.

The primary means of radiation protection are time, distance, and shielding.

There are many more products available online. Prices subject to change.  
Visit [XrayCatalog.com](http://XrayCatalog.com) or give us a call at 1-800-346-9729.

**ph: 1.800.346.9729 | [sales@vetxray.com](mailto:sales@vetxray.com) | [www.XrayCatalog.com](http://www.XrayCatalog.com)**



# Radiation Protection Radiology Aprons

26

## Economy Coat Apron

PA040

Regular Lead: \$139. Not available in Light-weight or lead free



This nylon apron has an open back allowing for freedom of movement.

- Available with 1" tie strap closures only.
- Available for immediate shipment in Royal Blue
- Fabrics (nylon)
- Optional protection or customization not available.
- Standard Protection: 0.5mm Pb Equivalency
- Not available in Light-weight or Lead Free

## Standard Coat Apron

Model SQR

Regular Lead: \$149, Light-weight: \$195, Lead-Free: \$295



Features open back with choice of durable quick release belt or hook and loop fastener that crosses the back and secures in front for a snug and comfortable fit.

- Shoulder pads included
- Two Closure Options:
  - Quick Release Buckle Model SQR
  - Hook & Loop Model SV velcro
- Available in a wide selection of fabrics & colors
- Custom Options available.
- Standard Protection: 0.5mm Pb Equivalency

## Adjust-A-Fit Apron

Model AF

Regular Lead: \$219, Light-weight: \$269, Lead-Free: \$310



Features two hook & loop fastening flaps at the waist, which aid in relieving weight off the shoulders. Its comfortable fit is attained by varying the position of the flaps.

- Shoulder pads included.
- Available with optional QR buckle closure. Model AFQR
- Standard Protection: 0.5mm Pb Equivalency

*Pictured with Optional Patch Pocket.*

## Adjust-A-Fit Drop Away Apron

Model SDA

Regular Lead: \$245, Light-weight: \$295, Lead-Free: \$350



Offers top of the shoulder hook and loop fastening flaps for an adjustable fit. Features elastic back panels for added comfort and support. For quick removal apron releases at shoulder and waist.

- Shoulder pads included.
- Standard Protection: 0.5mm Pb Equivalency

*Pictured with Optional Slit Pocket. Model SDA*

# Radiation Protection Radiology Gloves



## Fingers Gloves/Arm Protection

GL-4 \$295



Super light, super soft, ultra-thin protective materials. The outer fabric is durable, texture is soft, and water-resistant. Anti-static function and easy cleaning and disinfection.

- Standard Protection: 0.5mm Pb Equivalency
- Size: S, M, L, XL
- Color: Blue

## Vinyl Lead Gloves

PA080P \$169



Seamless Lead Vinyl Gloves are a 15" one-piece dip-molded glove with supple vinyl cover and foam liner. Also available with removable, washable Blue Sheath Cotton Cover: Model 100S.

- Standard Protection: 0.5mm Pb Equivalency
- Dark Blue (stocked) - model PA080P-DKB
- Burgundy - model PA080P-BUR

## Lead Paw Mitt

GL-6LeadPawMitt \$250



These one piece flexible mittens are void of any radiation leakage. Most popular for small animal use.

- Standard Protection: 0.5mm Pb Equivalency
- Size: One size fits most
- Fabric: Rip-stop nylon
- Color: Blue

## Vet Mitts

104VM \$119



Designed for vets as a cost effective solution, the Vet Mitt features palm slit allowing fingers to exit for freedom of movement during radiography.

- Contour cut to fit the arm
- Standard Protection: 0.5mm Pb Equivalency
- Fabric: Nylon

## Arm Protection

AM Arm Protection \$72



Super light, super soft, ultra-thin protective material. The outer fabric is durable, the texture is soft, and is waterproof. Anti-static function and easy cleaning and disinfection.

- Standard Protection: 0.5mm Pb Equivalency
- Size: One size fits most
- Color: Blue

## Cotton Liner Inserts

PA095 \$29



Lightweight, washable and absorbent. Keeps hands dry and prolongs glove life. Protects glove linings from perspiration and soil.

- Sold in 1 dozen pair quantities



# Radiation Protection

## Radiology Collars, Headware, Gonadal

28

### Fully Attached Collar

600-A-RL \$69 (Collar-\$33+Sewing Fee \$36)



Sewn directly to Apron. Available on Standard Thyroid Collar only.

- Standard Protection: 0.5mm Pb Equivalency

### New Style Thyroid Collar

PA090 \$33



New Style Thyroid Collar offers a trim yet shielded and comfortable design. Includes binding and rear hook & loop closure.

- Size (length): 25.5".
- Standard Protection: 0.5mm Pb Equivalency

### Radiation Safety Cap

RSCM \$79



Adjustable hook & loop tab in back allows for custom fit. Navy nylon cover.

- One size fits most
- Standard Protection: 0.5mm Pb Equivalency

### Gonadal & Ovarian Belt System

PA110-SET-4 \$89



Features four attachable gonad shields in assorted sizes that interchange to one hook & loop belt..

- Set of 4 includes 2 small, 1 medium and 1 large shield.
- Standard Protection: 0.5mm Pb Equivalency

# Radiation Protection Glasses / Face Shields



## Wrap Around Glasses

531V \$99



Wrap Around eyewear features comfortable molded wrap styling in durable tortoise nylon frame with uni-fit bridge and leaded side shields for added protection. Provides excellent peripheral visibility.

- Front & Side Lenses: 0.75mm Pb Equivalency Optical Lead Glass
- Lens Type: Plano
- Approx Weight: 90 grams

## Leaded Goggles with Strap

Goggles43 \$139



A soft goggle with limited splash protection due to its contoured facial fit. The goggles will fit over most corrective lens glasses.

- Front Lenses: 0.75mm Pb Equivalency
- Side Shields: non-lead
- Approx Weight: 145 grams

## Visor Guard Panoramic Shield

ModelCMask \$350



Broadest range of head and facial protection. Eliminates blind spots caused by glasses.

Allows standard glasses to be worn underneath. Adjustable head-band keeps visor securely in place.

- Shield: 0.1mm Pb Equivalency
- Frame: Impact resistant plastic, gray

## Visor Guard Full Face

ModelDMask \$399



Broadest range of head and facial protection. Eliminates blind spots caused by glasses.

Allows standard glasses to be worn underneath. Adjustable head-band keeps visor securely in place.

- Shield: 0.1mm Pb Equivalency
- Frame: Impact resistant plastic, gray



# Radiology Accessories

## Apron and Glove Racks

30

### Multi-Apron Glove Rack

AGH2X2X2 \$189



Multi-Apron Glove Rack is ideal for storing multiple pairs of gloves and aprons. Also has convenient bar to hold thyroid collars. Mounts quickly and easily to any wall and requires a space only 19" wide. Powder coated heavy steel construction.

### Apron Rack without Glove Holders

AGR-105-6 \$145



Designed to hold one apron only. 16" & 24" mounting holes match most wall studs. 28 1/2" long x 1 3/4" diameter bar prevents creasing of apron. Apron not included.

### Apron Rack with Glove Holders

AGR-110-6 \$195



Designed for one apron, but will hold more. Glove holders are conveniently located at both ends. Made of all steel heavy duty construction. 16" and 24" mounting holes to match most stud designs. 30" wide arched bar prevents apron creasing. Ships @ 10 lbs. Apron and gloves are not included.

### Apron Rack with Multi-Glove Holders

AGR-115-6 \$245



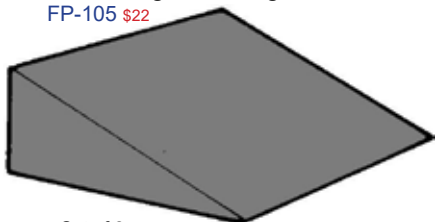
Designed for one apron, but will hold more. Glove holders for two sets of Gloves. Made of all steel heavy duty construction. 16" and 24" mounting holes to match most stud designs. 30" wide arched bar prevents apron creasing. Ships @ 15 lbs. Apron and gloves are not included.

# 31 Positioning Aids Foam Wedges



## 18.75 degree Wedge

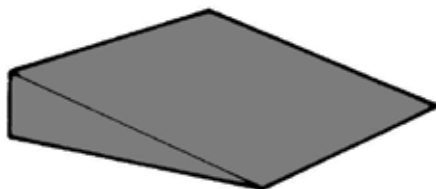
FP-105 \$22



- Set of 2
- 3.75"H x 9"W x 8"L

## 12 Degree Wedge

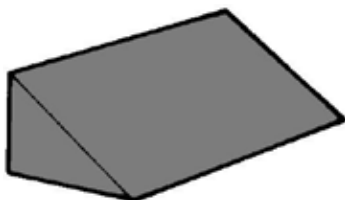
FP-113 \$15



- Set of 2
- 2.25"H x 9.5"W x 7.25"L

## 34 degree Wedge

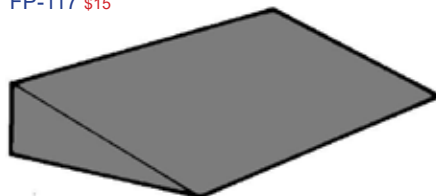
FP-116 \$14



- Set of 2
- 3.5"H x 4"W x 7"L

## 16 degree Wedge

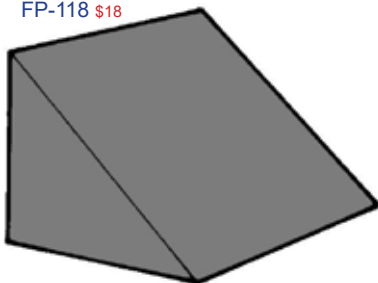
FP-117 \$15



- Set of 2
- 2.5"H x 7"W x 10"L

## 45 degree Wedge

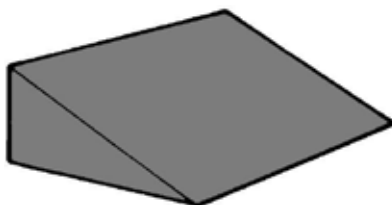
FP-118 \$18



- 7"H x 7"W x 7"L

## 22 degree Wedge

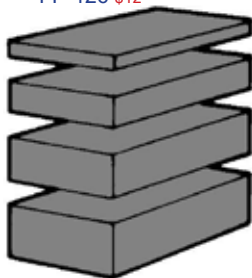
FP-122 \$21



- Set of 2
- 3.5"H x 7"W x 8"L

## Rectangle Set of 4

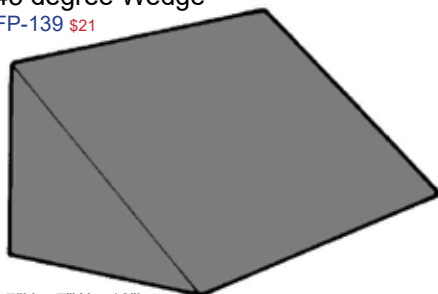
FP-126 \$12



- (1) .5" x 4" x 6"
- (1) 1.0" x 4" x 6"
- (1) 1.5" x 4" x 6"
- (1) 2.0" x 4" x 6"

## 45 degree Wedge

FP-139 \$21




- 7"H x 7"W x 10"L



## Body Cradle

Large: **FP-802** \$62 / Small: **FP-803** \$34




Radiolucent body cradles provide full body positionings and support for both small and large breeds.

- Large: 8"H x 16"W x 24"L
- Small: 6"H x 12"W x 18"L

## Skull Positioner

Large: **FP-804** \$19 / Small: **FP-805** \$18



Radiolucent skull positioners provide head positioning and support for small or large breeds for AP-PA lateral views.

- Large: 6.5"H x 7.5"W x 10.5"L
- Small: 6"x6"x10"

## Bolster

**FP-816** \$34




Used for general head or body positioning for a wide variety of imaging views.

- 7"H x 10"W x 18"L

## Large U-Block

**FP-818** \$32



Used for general head or body positioning for a wide variety of imaging views.

- 7.25"H x 14"W x 11"L

## V-Shape Thoracic Positioner

Small: **279A** \$29 / Medium: **279B** \$39

Large: **279C** \$49 / X-Large: **279D** \$140

Set of 4: **279S** \$220



Transparent Lexan Thoracic Positioner. Lightweight and easy to clean. V-shaped trough. Slightly elevated to help drain fluids away from patient. Radiolucent

- Small: 7"W x 8"L x 2"H - Small Dogs & Cats
- Medium: 8"W x 10"L x 2.25"H - Dogs up to 40lbs
- Large: 9"W x 14"L x 3"H - Dogs up to 60lbs
- XL: 14"W x 22"L x 5.25"H - Dogs up to 100lbs

## V-Shape Pet-sitioner

Large: **PS-L** \$170 / Small: **PS-S** \$160

Set: **PS-SET** \$320



Unique deep V Shape holds pet in place. Navy nylon reinforced vinyl for tear resistance and ease of cleaning.

- Large: 35"L x 14"W x 8"H
- Small: 24"L x 10"W x 6"H


# Positioning Aids Kits / Sandsocks



## General Vet Kit **GVK-808** \$135

16 pieces, 5 part numbers

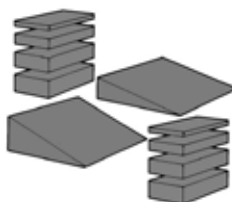
- (1) **117**: Set of 2 Wedges 2.5"H x 7"W x 10"L
- (2) **118**: Extremity Wedge 7"H x 7"W x 7"L
- (2) **139**: Extremity Wedge 7"H x 7"W x 10"L
- (2) **126**: Set of 4 Rectangles:
  - (1) 0.5"H x 4"W x 6"L
  - (1) 1"H x 4"W x 6"L
  - (1) 1.5"H x 4"W x 6"L
  - (1) 2"H x 4"W x 6"L
- (1) **801-V**: Set of two 60° Trian. Bolster 8"H x 6.5"W x 16"L



## Small Animal Kit **FP-809V** \$52

12 pieces, 3 part numbers


- (1) **105**: Set of 2 Wedges 3.75"H x 9"W x 8"L
- (1) **113**: Set of two 12° Cranial Wedges 2.25"H x 9.5"W x 7.25"L
- (2) **126**: Set of 4 Rectangles:
  - (1) 0.5"H x 4"W x 6"L
  - (1) 1"H x 4"W x 6"L
  - (1) 1.5"H x 4"W x 6"L
  - (1) 2"H x 4"W x 6"



## Large Vet Set **LAK-810** \$145

16 pieces, 7 part numbers


- (1) **117**: Set of 2 Wedges 2.5"H x 7"W x 10"L
- (2) **118**: Extremity Wedge 7"H x 7"W x 7"L
- (1) **122**: Set of 2 Cranial Wedge 3.5"H x 7"W x 8"L
- (2) **139**: Extremity Wedge - 7"H x 7"W x 10"L
- (1) **801-V**: Set of two 60° Trian. Bolster 8"H x 6.5"W x 16"L
- (1) **812-V**: Set of 2 Vet Rectangles 1"H x 4"W x 8"L
- (1) **813-V**: Set of 4 Vet Rectangles 1"H x 4"W x 8"L



## Everyday Vet Set **EVK-814** \$139

9 pieces, 6 part numbers

- (1) **116**: Set of 2 wedges 3"H x 4"W x 7"L
- (1) **154**: Set of 2 Thin Mattress .25"H x 18"W x 24"L
- (1) **815-V**: Set of two 19° Triangle 3"H x 7"W x 8"L
- (1) **816-V**: Bolster 7"H x 10"W x 10"L
- (1) **817-V**: U-Block with Pad 7.25"H x 14"W x 14"L
- (1) **818-V**: Large U-Block 7.25"H x 14"W x 11"L



Loosely filled sandbags that contour to a broad range of shapes and forms. Stabilizes cooperative animals for quick imaging. No need for additional person to hold the animal. Double seams for strength and longevity. Made of flexible heavy gauge reinforced vinyl.

Available in the following sizes:

- QSBS-01** 1-lb 2"x8" \$28
- QSBS-03** 3-lb 4"x12" \$29
- QSBS-05** 5-lb 5"x15" \$33
- QSBS-10** 10-lb 6"x20" \$36
- QSBS-12** 12-lb 6"x25" \$39
- QSBS-28** 10-lb 6"x28" \$40
- QSBS-34** 10-lb 6"x34" \$44
- QSBS-40** 15-lb 6"x40" \$49
- QSBS-46** 15-lb 6"x46" \$55



- (1) 1-lb/2" x 8" (1) 10-lb/6" x 20"
- (1) 3-lb/4" x 12" (1) 12-lb/6" x 25"
- (1) 5-lb/5" x 15"



# General Information Signs 34

## Silk Screened Signs

Large Signs - 8"x10" \$19 / Small Signs - 4"x10" \$13

- All signs are constructed of 1/8" thick Trovicel™
- Double-faced tape is attached to the back of each sign for mounting

*Signs give critical information to patients & technologists and enhances safety with a front line written warning. Many states adopt certain signs as law. As part of a good quality assurance program, check your local laws or program requirements.*

**CAUTION**

**CAUTION**  
**X-RAY IN USE**

**DARKROOM**

**DARKROOM**  
**DO NOT ENTER**



**Please Turn Off**



**Please Turn Off  
Your Cellphone**  
-- Thank You

**X-RAY ROOM**

**X-RAY ROOM**

**CAUTION**



**RADIATION**

**FOR THE SAFETY  
OF YOUR PET**



**PLEASE KEEP  
ON LEASH**

# X-Ray Markers

## Marker Name Plates



### Veri-Thin Legal

**QXSLV-21** \$48



Marker Holder is a double aluminum channel with imprint down and in between the two channels. Great for Bucky Trays! For replacement characters order [QXTSF-3658](#).

- Holder Only
- 3 1/2" x 1 13/16"
- Since this item is personalized, it is non-returnable.

### Complete Set


**QXSLV-22** \$120



Complete Set includes one holder, two A-Z, four 0-9, two A,E,I,O,U, and one 36 letter case. Since this item is personalized, it is non-returnable.

### Perfection Marker

**QXSPF-11** \$44



Marker Holder is a single aluminum channel with imprint above and below the channel. Great for Bucky Trays! For replacement characters order [QXTSF-1478](#).

- Holder Only
- 3 1/2" x 15/16"
- Since this item is personalized, it is non-returnable.

### Complete Set

**QXSPF-12** \$99



Complete Set includes: one holder, two R,L, four 0-9, and one 36-letter case. Since this item is personalized, it is non-returnable.

### Individual Characters

\$ .79



<b>QXTSF-3658</b>	3/16" on 5/8"	Mounted Letter for Veri-Thin Style Holders
<b>QXTSF-1478</b>	1/4" on 7/8"	Mounted Letter for Perfection Style Holders
<b>QXTUF-36</b>	3/16"	Unmounted Letter or Number
<b>QXTUF-14</b>	1/4"	Unmounted Letter or Number
<b>QXTUF-12</b>	1/2"	Unmounted Letter or Number
<b>QXTUF-01</b>	1"	Unmounted Letter or Number
<b>QXTUA-12</b>	1/2"	Unmounted Arrow
<b>QXTUA-01</b>	1"	Unmounted Arrow

### 36-Compartment Lead Letter Box

**QXSLC-36** \$44

Injection molded box. 36 scoop bottom compartment for A-Z and 0-9. Side compartment for holder. LETTERS NOT INCLUDED.





# X-Ray Markers

## Word Markers, Sun Dial Markers, Clips

36

### Individual ELITE Words (aluminum casing)



Description	Example	3/8"	Price	1/2"	Price
single letter	3	Q2E-Y	\$7.50	Q2E-Z	\$8.50
2-3 letters	EXT	Q3E-Y	\$10.00	Q3E-Z	\$12.50
4-5 letters	DMPLO	Q4E-Y	\$12.50	Q4E-Z	\$15.50
6-7 letters	FLEXION	Q5E-Y	\$14.00	Q5E-Z	\$17.50
8+ letters	PORTABLE	Q6E-Y	\$16.00	Q6E-Z	\$20.00

### Individual IDENTIFIER Words (polystyrene plastic casing)



Description	Example	3/8"	Price	1/2"	Price
single letter	3	Q2TA-Y	\$7.50	Q2TA-Z	\$8.50
2-3 letters	EXT	Q3TA-Y	\$10.00	Q3TA-Z	\$12.50
4-5 letters	DMPLO	Q4TA-Y	\$12.50	Q4TA-Z	\$15.50
6-7 letters	FLEXION	Q5TA-Y	\$14.00	Q5TA-Z	\$17.50
8+ letters	PORTABLE	Q6TA-Y	\$16.00	Q6TA-Z	\$20.00

### Sun-Dial Designator Markers


\$70

- Rotate the red dial to the desired setting.
- Denote position or extremity
- High-density lead characters
- Actual size: 1.75" x 1.75" x 1/8" thick.
- Custom options are available.

Extremity **SDM-X65**



Views **SDM-V66**



### Stencil Clip

PI-1 \$15



- Plated Steel
- Double Clipper
- Stenciled R & L

### Thin Clipper

QCPP-40 \$25



- Constructed of high strength Kydex™
- Extra thin profile, double-sided, 1 7/8" wide
- R & L: 3/4", with or without initials
- 2 initials: 3/8"; 3 initials or words: 1/4"
- Since this item is personalized with initials, it is non-returnable.



## DIS Film by Carestream



DIS Quality 400 speed film is a sensitive orthochromatic, high contrast film featuring the most advanced "Lamina Crystal & Anti-Crossover" Technology. Lamina Crystals are specially shaped to allow a larger amount of light to expose the film, resulting in maximum detail visibility and smooth, low noise images. Designed for procedures where maximum image detail and high contrast is required. It can be exposed in green or blue/green emitting rare-earth screens for a 400 speed system.

100 sheets/box  
8x10  
24x30cm  
10x12  
14x17

Green 400  
G810 \$48.00  
G2430 \$66.00  
G1012 \$70.00  
G1417 \$134.00

Blue 400  
B810 \$56.00  
B22430 \$86.00  
B1012 \$86.00  
B1417 \$175.00

Other film types and sizes available. Go to [xraycatalog.com](http://xraycatalog.com).

Platinum Plus | Blue 800 | Single Emulsion | Green Latitude | Duplicating | Pet Dent D Speed (Size 2)



## Omni Darkroom 5x7 Safelight

SL-23(GBX) \$50



Permanently pigmented dome filter provides light in 5 directions. A bracket on the back is provided for mounting on the wall or it can be set on the countertop. Supplied with a 15W 120V frosted lamp and red filter.

## Yankee Darkroom Safelight

SL-3 \$54



Screw-in socket type parabolic shape for even illumination. Filter for all film use. A lock ring and gasket at the bottom of the lamp holds the safelight filter and provides a light-tight fitting. Bulb not included.

## Swivel Safelight

19198 \$125



Perfect for direct spotlighting this wall mounted unit swivels to any position. Easy to install via 2 keyholes, the Swivel Safelight includes a GBX Type filter, light bulb, and a 6' cord with a three prong plug.

- Specifications: 7-1/2" H x 6" W.
- Shipping weight: ~5 lbs.

## EZ Printer I.D. Printer

FP0050 \$158



Permanent, Sharp & Legal Patient Identification

- Solid state, automatically controlled exposure time
- Exceptional imaging of patient / practitioner information
- Adjustable density for Blue or Green film
- Sturdy, corrosion proof ABS plastic housing
- Standard long life 9 volt battery power, no outlet required
- One year parts warranty.



## DIS Clinic Select Quad-Pack Processing Chemicals



- Non-Hazmat formula.
- Odorless formula makes the work environment more pleasant.
- Run cleaner. Industry's lowest sulphide build-up. Keeps your processor maintenance costs down.
- 30% less shipping weight
- 30% longer shelf life
- 30% less cost

For Curix CP1000/CP60 and other low to medium volume tabletop processors. Maximum Quality, Minimal Cost.

**Convenient** - Pre-measured developer and fixer concentrates. Each bottle makes 5 liters (1.3 gallons) for rapid, accurate, no waste mixing.

**Consistent results** - Makes exactly the right amount of fresh chemistry for the Curix CP1000 5 liter replenishment bottles, and other tabletop processors where low to medium volume mixing is desired.

**Easy to Use** - Simply pierce bottles, pour concentrate into replenishment container, add water to 5 liter level and agitate. Mix 1/2 concentrate for 2.5 Liter mix.

**CS45L** Quad-Pack Developer (4-5 liter mixes/cases) **\$40.00**

**CSF45L** Quad-Pack Fixer (4-5 liter mixes/cases) **\$30.00**

## DIS Clinic Select Bi-Pack Universal



Case contains 2 concentrated 5 gallon mixes.

When Mixed = 10 Gallons total mixed.

For Fischer, MM90, Konica automatic processors.

**Convenient** - Pre-measured developer and fixer concentrates. Each bottle makes 5 gallons for rapid, accurate, no waste mixing.

**Consistent results** - Makes exactly the right amount of fresh chemical for the automatic processor replenishment bottles, where medium to high volume mixing is desired. Makes 2.5 gallon, 5 gallon, or 10 gallons at a time.

**Easy to Use** - Pre-measured developer and fixer concentrates. Case contains two 5 gallon mixes With a complete mix it is equal to 10 gallons total.

**CSBPD** Bi-Pack Developer (2-5 Gallon mixes/case) **\$56.00**

**CSBPF** Bi-Pack Fixer (2-5 Gallon mixes/case) **\$28.00**

## Ready-Mixed Automatic Processor Chemistry



- Non-sludging
- Non-corrosive.
- 4 ready-to-use 1-gallon solutions per case.

Pre-mixed ready-to-use formula designed for superior processing.

Formulated to resist oxidation and provide consistent quality films time after time.

Ideal for low volume processing.

**CH140** Ready-mixed 2 fixer Developer A&B **\$46.00**


**CH-150F** Ready-mixed Fixer (B) **\$36.00**

**CH-160D** Ready-mixed Developer (A) **\$49.00**

*Each contains 4 gallons/case*



### "Flexible" Vinyl Cassettes



(Similar to 3M Vinyl Cassettes) Outer cover made of tough vinyl fiber stock, flexible enough to contour around shapes.

Comes in two colors blue or black (specify when ordering) Inner film envelope made of black shoe material for light tight protection. Film envelope will hold film as well as intensifying (one or two) screens.

Available with or without lead backing. (Note: when x-raying on hard surfaces lead backing is recommended to prevent back scatter onto the film to improve image quality and exposure to operator.)

Option: Velcro Closures: Add 40 cents per cassette. Can be used with contact tunnel.

When ordering specify with or without lead backing

CAS-V810P	8x10 Cassette Plain	\$12.00	CAS-V-2.5x7	2.5x7 Plain	\$10.00
CAS-V1012P	10x12 Cassette Plain	\$15.00	CAS-V4x3	4x3 Plain	\$10.00
CAS-V1417P	14x17 Cassette Plain	\$23.00	CAS-V3x6	3x6 Plain	\$10.00
CAS-V-2.25x3	2.25x3 Plain	\$10.00	CAS-V4x8	4x8 Plain	\$10.00

### Durable Lightweight Aluminum Cassette



- Push button latch area allows easier opening and closing of cassettes.
- The durable yet lightweight design of these cassettes offers maximum quality and durability.
- Outstanding film/screen contact is achieved with a precisely designed aluminum door.
- The high impact corners along with the light weight aluminum frame eliminates significant damage if dropped.
- Sturdy hinges and dual spring loaded latches make this a dependable cassette for years of trouble free service.
- Available with or without I.D. windows.
- The one piece I.D. windows are virtually maintenance free.

	w/o Screens	w/ Green 400 Speed Screens
8x10	DAC810 \$49.00	D810CSG \$135.00
10x12	DAC1012 \$58.00	D1012CSG \$190.00
14x17	DAC1417 \$78.00	D1417CSG \$285.00

### Red Rigid Cassette



Designed For Equine Practitioners

Ultra-Light weight Red Rigid Cassettes are durable, convenient and do not require a compressor. When compared with traditional metal cassettes while working in the field or at the track. Weight comparison is 3 metal cassettes equal the weight of 12 red rigid cassettes.

Option: Velcro Closures: Add 40 cents per cassette.

Can be used with contact tunnel.

8x10	CAS-RR810	\$17.00
10x12	CAS-RR1012	\$20.00
14x17	CAS-RR1417P	\$32.00



## Deluxe Green Emitting Rare Earth Screen/No Cassette



Green emitting Rare-Earth screens contain a patented blend of gadolinium oxysulfides activated with terbium.

These screens are intended for use with orthochromatic or green sensitive x-ray film.

Screen Installation Available: \$10.00/Cassette  
(Customer responsible for freight charges)

**Green  
Fast  
600 Speed**

System speed of 600 when used with medium speed green film. When used with a high speed green film, system speeds of 800 can be achieved. These combinations are recommended for conditions where dosage reduction is important.

**Green  
Regular  
400 Speed**

System speed of 400 when used with medium speed green sensitive films. This screen is highly recommended for all general radiographic procedures, providing an optimum mixture of dosage reduction and image quality. Best all around performance.

**Green  
Regular  
200 Speed**

System speed of 200 when used with medium speed green sensitive film. This screen provides an excellent balance of image quality and speed and is recommended for detailed studies.

**Green  
Fine  
100 Speed**

System speed of 100 when used with medium speed green sensitive film. This screen/film combination is primarily recommended for specialized studies that require highest detail and resolution.

	Green 100	Green 200	Green 400		Green 600
8x10	DGD810	DGM810	DG810	\$79.00	DGF810 \$96.00
9.5 x12	DGD2430	DGM2430	DG2430	\$101.00	DGF2430 \$131.00
10x12	DGD1012	DGM1012	DG1012	\$101.00	DGF1012 \$131.00
14x17	DGD1417	DGM1417	DG1417	\$109.00	DGF1417 \$260.00

# CR Phosphor Plates

## Manufacturer New and Reconditioned



### All Pro New Material

8x10 Plate	ALLPRO8X10	\$597.00
10x12 Plate	ALLPRO10X12	\$672.00
12x17 Plate	ALLPRO12X17	\$1,088.00
14x17 Plate	ALLPRO14X17	\$1,088.00
Size #0 (qty. 2) blue	73445-0	\$86.00
Size #1 (qty. 2) blue	73445-1	\$86.00
Size #2 (qty. 4) blue	73445-2	\$169.00
Size #3 (qty. 2) blue	73445-3	\$103.00
Size #4 (qty. 1) blue	73445-4	\$132.00
Plate Protector**		
8x10	B2160-8M	\$25.00
10x12	B2160-10	\$28.00
14x17	B2160-14	\$400.00

### All Pro Phase 2 Reconditioned Material

8x10 Plate	P2-8X10ALLPRO	\$287.50
10x12 Plate	P2-12X12ALLPRO	\$337.50
12x17 Plate	P2-12X17ALLPRO	\$575.00
14x17 Plate	P2-14X17ALLPRO	\$575.00
2.25x3 Plate	P2-FDIP2.25X3	\$66.00
2.5x5 Plate	P2-FDIP2.5x5	\$95.00
2.5x7 Plate	P2-FDIP2.5x7	\$115.00
3x6 Plate	P2-FDIP3x6	\$125.00
3x8 Plate	P2-FDIP3x8	\$135.00
4x3 Plate	P2-FDIP4x3	\$115.00
4x4 Plate	P2-FDIP4x4	\$115.00
4x8 Plate	P2-FDIP4x8	\$145.00

### CR4000 / ALARA / Logos New Material

8x10 T220 / T110 Plate	8X10LOGOS	\$669.00
8x12 T220 Plate	8X12LOGOS	\$830.00
8x17 T110 Plate	8X17LOGOS	\$899.00
10x12 T220 Plate	10X12LOGOS	\$859.00
14x17 T220 Plate	14X17LOGOS	\$1,375.00

### CR4000 / ALARA / Logos Phase 2 Reconditioned Material

8x10 T220 / T110 Plate	P2-8X10LOGOS	\$287.50
8x12 T220 Plate	P2-8X12LOGOS	\$337.50
8x17 T110 Plate	P2-8X17LOGOS	\$575.00
10x12 T220 Plate	P2-10X12LOGOS	\$337.50
14x17 T220 Plate	P2-14X17LOGOS	\$575.00

### Fire CR Spark New Imaging Plate

18cmx24cm	IP.3D1824-FireCRSpark	\$552.94
24cmx30cm	IP.3D2430-FireCRSpark	\$735.29
14x17	IP.3D1417-FireCRSpark	\$941.18

### Fire CR Spark New Cassette

18cmx24cm	CR3D.FireCR1824-SparkC	\$294.49
24cmx30cm	CR3D.FireCR2430-SparkC	\$352.94
14x17	CR3D.FireCR1417-SparkC	\$588.23

### Fire CR Spark New Cassette and Imaging Plate

18cmx24cm	CR3D.FireCR1824-SparkSet	\$694.11
24cmx30cm	CR3D.FireCR2430-SparkSet	\$917.64
14x17	CR3D.FireCR1417-SparkSet	\$1,341.18

### Fire CR Flash New Imaging Plate

18cmx24cm	IP.3D1824-FireCRFlash	\$552.94
24cmx30cm	IP.3D2430-FireCRFlash	\$735.29
14x17	IP.3D1417-FireCRFlash	\$941.18

### Fire CR Flash New Cassette

18cmx24cm	CR3D.FireCR1824-FlashC	\$294.49
24cmx30cm	CR3D.FireCR2430-FlashC	\$352.94
14x17	CR3D.FireCR1417-FlashC	\$588.23

### Fire CR Flash New Cassette and Imaging Plate

18cmx24cm	CR3D.FireCR1824-FlashSet	\$694.11
24cmx30cm	CR3D.FireCR2430-FlashSet	\$917.64
14x17	CR3D.FireCR1417-FlashSet	\$1,341.18



## **The time is now to make your switch to DIGITAL**



DIS is offering trade-in allowances up to \$10,000 on your existing CR or DR system toward the purchase of a new small or large animal DR system.

When purchasing a new CR or DR imaging system along with a new stationary or portable x-ray system, DIS is offering a trade-in allowance of up to \$5,000 on your old x-ray unit.

Let one of our experienced digital imaging consultants show you how fast and easy it is to upgrade from your current film system to one of our new advanced-featured time-saving small or large animal digital x-ray systems.

In most cases, when you upgrade from CR to DR, you won't even have to change technique or learn new imaging software. Our DR system will integrate into Vet-Ray and other software programs so all your patient records, files and links remain the same.

Call 1-800-346-9729 to speak to one of our DR system imaging consultants. Call today and receive information on the CR or DR system of your dreams at a price you can afford.

Diagnostic Imaging Systems, Inc. (DIS) provides quality imaging products at the best possible price with our “Just Ask” competitive pricing, to keep x-ray simple, so you can spend more time effectively managing your business. DIS products are specifically tailored to match all your needs.

Diagnostic Imaging Systems, Inc. provide “state-of-the-art” solutions to the diagnostic imaging needs of our valued customers. Check out our monthly specials where you can save big money.

DIS is Committed to:

- Excellence in innovative products that guarantee satisfaction and continued support through personalized service.
- The belief that profits provide security, growth and opportunity for our customers and employees.
- An environment in which our employees can achieve personal goals.
- Community involvement and support.
- The highest degree of ethical standards and fairness.

Subscribe to our E-News Magazine at

[www.vetxray.com](http://www.vetxray.com)

for industry news, promotions, videos and more.

Connect With Us



1.800.346.9729    [www.XrayCatalog.com](http://www.XrayCatalog.com)  
2325 E. Saint Charles St. | Rapid City, SD 57703